



SUPPLEMENTAL/BID BULLETIN NO. 1
For LBP-HOBAC- ITB-GS-20211210-01

PROJECT : **Variable Refrigerant Flow (VRF) Airconditioning Units for
LANDBANK Intramuros Leadership and Development Center**

IMPLEMENTOR : **Procurement Department**

DATE : **February 11, 2022**

This Supplemental/Bid Bulletin is issued to modify, amend and/or clarify certain items in the Bid Documents. This shall form an integral part of the Bid Documents.

Modifications, amendments and/or clarifications:

- 1) The bidder/s are encouraged to use the Bid Securing Declaration as Bid Security.
- 2) Bid Data Sheet (Section III), Technical Specifications (Section VII), Annexes E-1 to E-5, and Checklist of Bidding Documents (Item No. 12 of Technical Documents) have been revised. Please see attached revised Annexes E-1 to E-5 and specific sections of the Bidding Documents.
- 3) Bidder's queries per attached Annex H.


ATTY. HONORIO T. DIAZ, JR.
Head, HOBAC Secretariat



Technical Specifications

Specifications	Statement of Compliance
	<p>Bidders must state below either “Comply” or “Not Comply” against each of the individual parameters of each Specification preferably stating the corresponding performance parameter of the product offered.</p> <p>Statements of “Comply” or “Not Comply” must be supported by evidence in a Bidders Bid and cross-referenced to that evidence. Evidence shall be in the form of manufacturer’s un-amended sales literature, unconditional statements of specification and compliance issued by the manufacturer, samples, independent test data etc., as appropriate. A statement that is not supported by evidence or is subsequently found to be contradicted by the evidence presented will render the Bid under evaluation liable for rejection. A statement either in the Bidders statement of compliance or the supporting evidence that is found to be false either during Bid evaluation, post-qualification or the execution of the Contract may be regarded as fraudulent and render the Bidder or supplier liable for prosecution subject to the applicable laws and issuances.</p>
<p style="text-align: center;">VRF Air-Conditioning Units for LANDBANK Intramuros Leadership and Development Center</p> <ol style="list-style-type: none"> 1. Scope of works, minimum specifications, and other requirements per attached Terms of Reference (Annexes D-1 to D-12), revised Floor Plan Lay-outs and Mechanical Equipment Schedule (Revised Annexes E-1 to E-5), and Bill of Quantities (Annexes F). 2. The following documents shall be submitted in the Eligibility and Technical Component to support the compliance of the Bid to the technical specifications and other requirements: <ol style="list-style-type: none"> 2.1 Purchase Orders, contracts or other 	<p>Please state here either “Comply” or “Not Comply”</p>

related documents to prove that the offered brand of Air-conditioning Unit has been in the Philippine market for at least five (5) years prior to the deadline of submission of bid.

- 2.2 List of at least five (5) different institutional clients in the Philippines with addresses, contact persons and contact details including Certificates of Completion/Acceptance.
- 2.3 List of at least three (3) highly-trained technicians (regular employees) with their respective Curricula Vitae, Certificate of Employment and National Certificate II (NC II) for Refrigeration and Air-conditioning Servicing issued by Technical Education and Skills Development Authority (TESDA).
- 2.4 List of at least two (2) Service Centers within the province of the project site.
- 2.5 Manufacturer's authorization or back-to-back certification as an authorized seller/distributor of the product being offered and/or other supporting documents to satisfy the said requirement.
- 2.6 Brochure or other official documents coming from the manufacturer indicating the specifications of the product being offered.
- 2.7 Print-out of the manufacturer's homepage website showing the URL (web address).
- 2.8 Certification from the following,

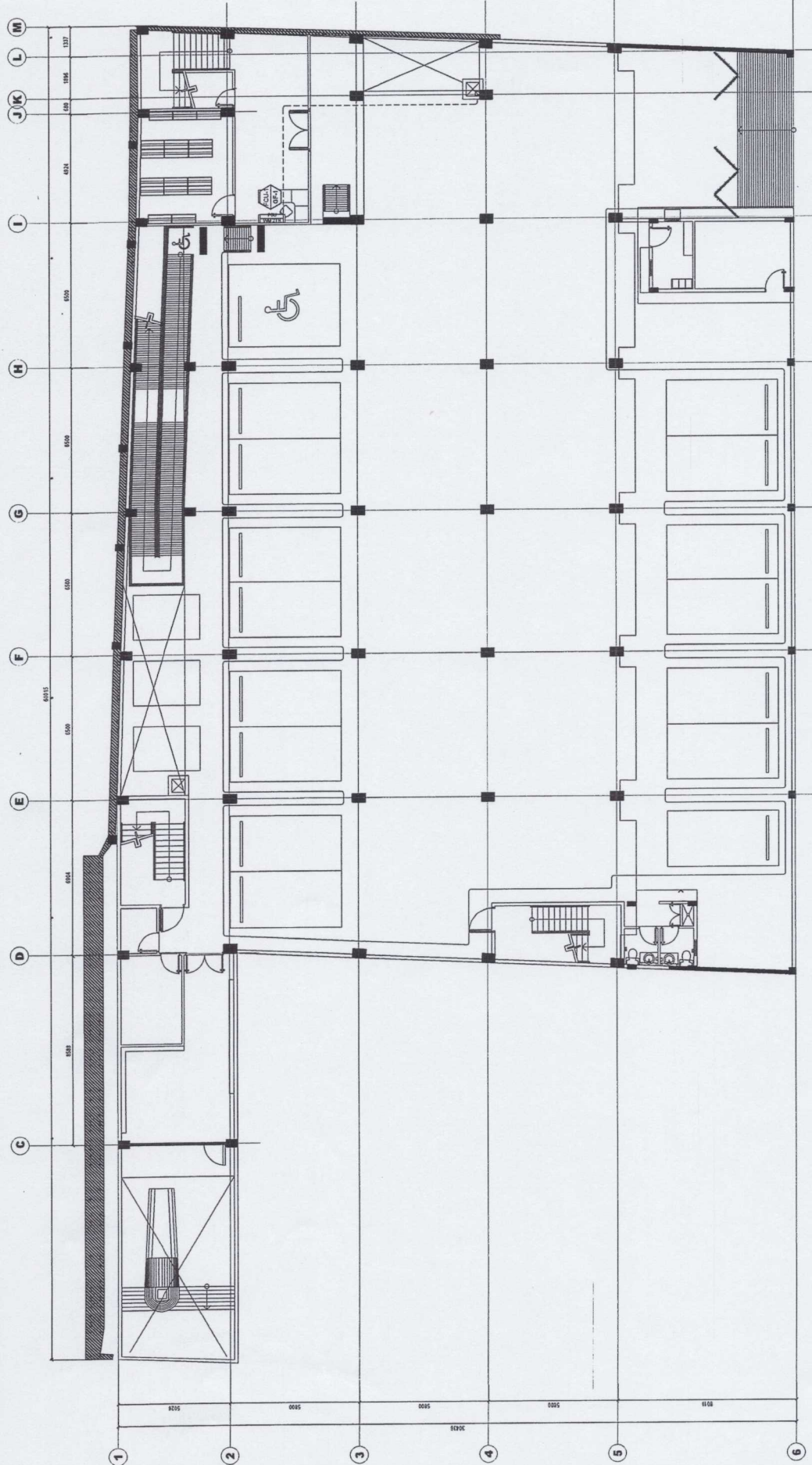
<p>whichever is available:</p> <ul style="list-style-type: none">▪ Bureau of Product Standards (PS)▪ Underwriters Laboratories (UL)▪ Conformance European (CE)▪ ISO 9001 Certification <p>Non-submission of the above documents/requirements may result in the post-disqualification of the bidder.</p>	
---	--

Conforme:

Name of Bidder

Signature over Printed Name of
Authorized Representative

Position

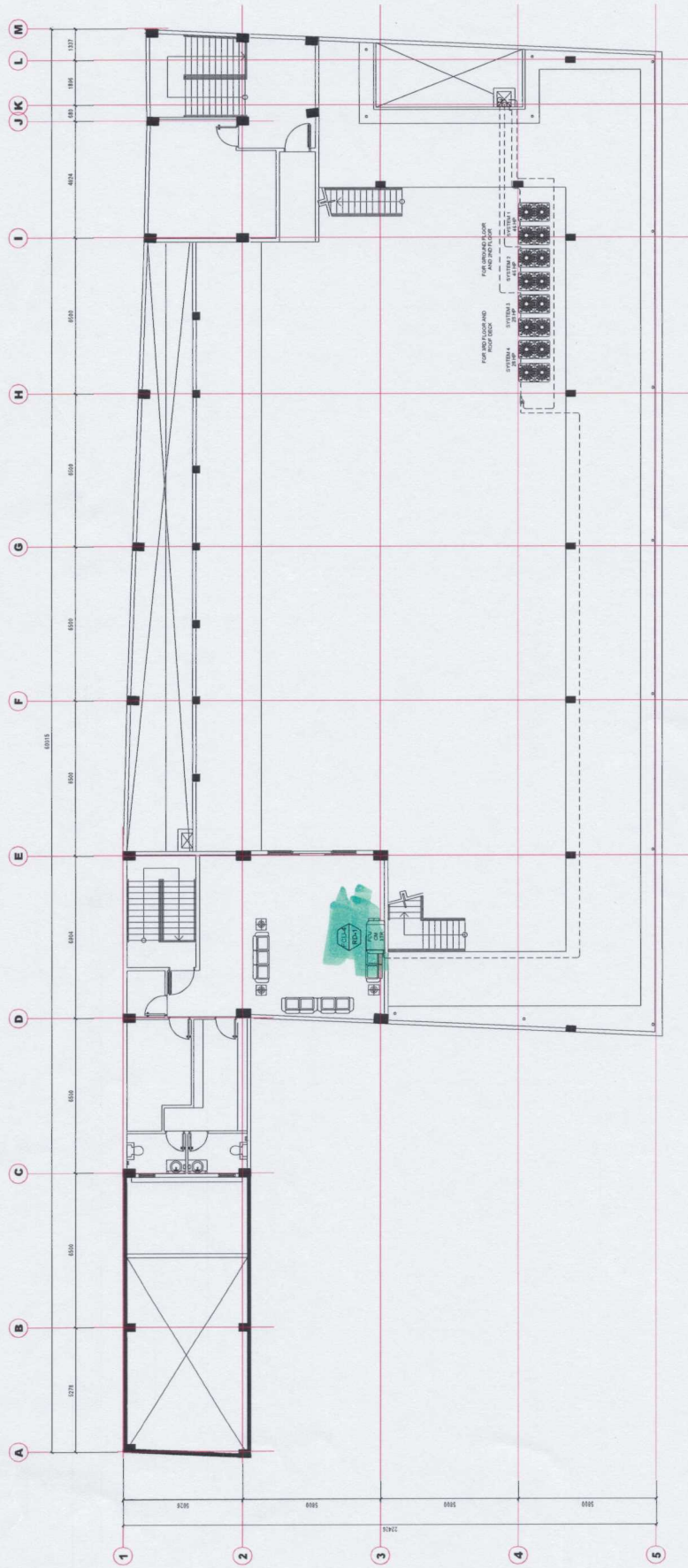


NOTES:
 * WRITTEN DIMENSIONS ON THESE DRAWINGS SHALL HAVE PRECEDENCE OVER SCALED DIMENSIONS.
 * ALL DIMENSIONS SHALL BE IN METERS UNLESS OTHERWISE SPECIFIED.
 * PROVIDE THE SPOILED IMPERMEABLE OF ANY VARIATION FROM THE DIMENSIONS AND CONDITIONS SHOWN BY THESE DRAWINGS.

AT GROUND FLOOR
1
 ACCU LAYOUT
 1/2" SCALE
 1:100 METERS

LANDBANK OF THE PHILIPPINES PROJECT MANAGEMENT & ENGINEERING DEPT. 1588 M.H. DEL PILAR ST. CORNER DR. QUIRINO ST., MALATE, MANILA	RED. NO.: PTR. NO.: ISSUED AT:	ISSUED ON: TRN NO.:	PROJECT TITLE: PROPOSED LANDBANK LEADERSHIP AND DEVELOPMENT CENTER	APPROVED FOR LUP: FOR THE OWNER LUP: ENRICO D.J. SAMANIEGO HEAD, LUP	SHEET CONTENT: ACCU LAYOUT AT GROUND FLOOR	REVISIONS:	DESIGN: DRAWN: DATE: CHECKED: DATE:	SHEET NO. M 2
	LOCATION: CARMODO STREET, INTARANANOK, MANILA CITY							

NOTES:
 1. DIMENSIONS ON THESE DRAWINGS SHALL HAVE PRECEDENCE OVER CALLED DIMENSIONS.
 2. CONTRACTORS SHALL VERIFY AND BE RESPONSIBLE FOR ALL DIMENSIONS AND CONDITIONS ON THE JOB.
 3. FINED MUST BE NOTIFIED IMMEDIATELY OF ANY VARIATIONS FROM THE DIMENSIONS AND CONDITIONS SHOWN BY THESE DRAWINGS.

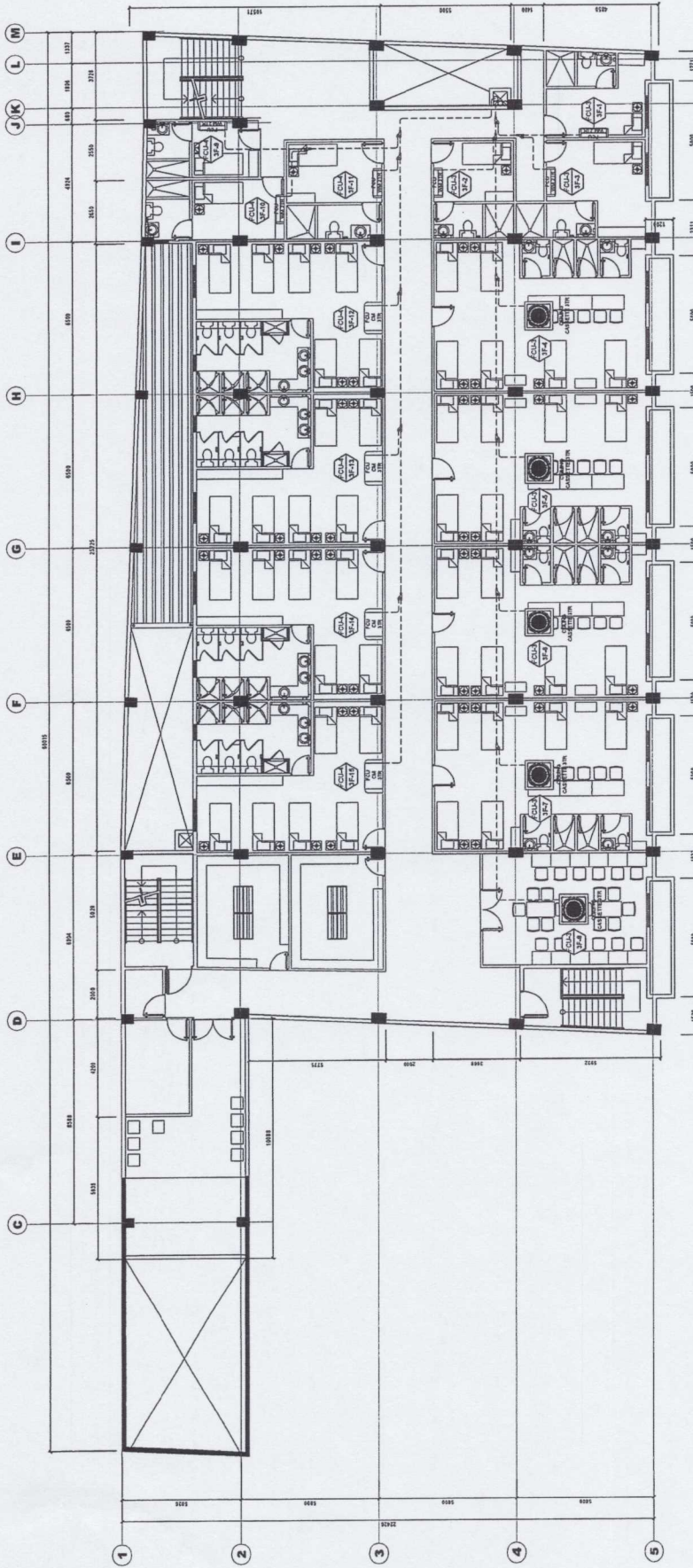


AT LOWER ROOF DECK
1 ACCU LAYOUT
 1/8" = 1'-0" SCALE
 1:100 METERS

LANDBANK OF THE PHILIPPINES PROJECT MANAGEMENT & ENGINEERING DEPT. 168 M.A. DEL PUAR ST., CORNER DR. QUIRITOS ST., MALATE, MANILA	REG. NO.: PTR NO.: ISSUED AT:	ISSUED ON: TIN NO.:	PROJECT TITLE: PROPOSED LANDBANK LEADERSHIP AND DEVELOPMENT CENTER LOCATION: CANILDO STREET, INTRAMUROS, MANILA CITY	APPROVED FOR THE CONSULTANT: ENRICO D.J. SAMANIEGO REGISTERED	SHEET CONTENT: ACCU LAYOUT AT LOWER ROOF DECK	REVISIONS:	DESIGN: REVZL DRAWN: MAY 10, 2019 DATE:	SHEET NO. M 5
	FINED:	CHECKED:	DATE:	DATE:	DATE:	DATE:	DATE:	DATE:

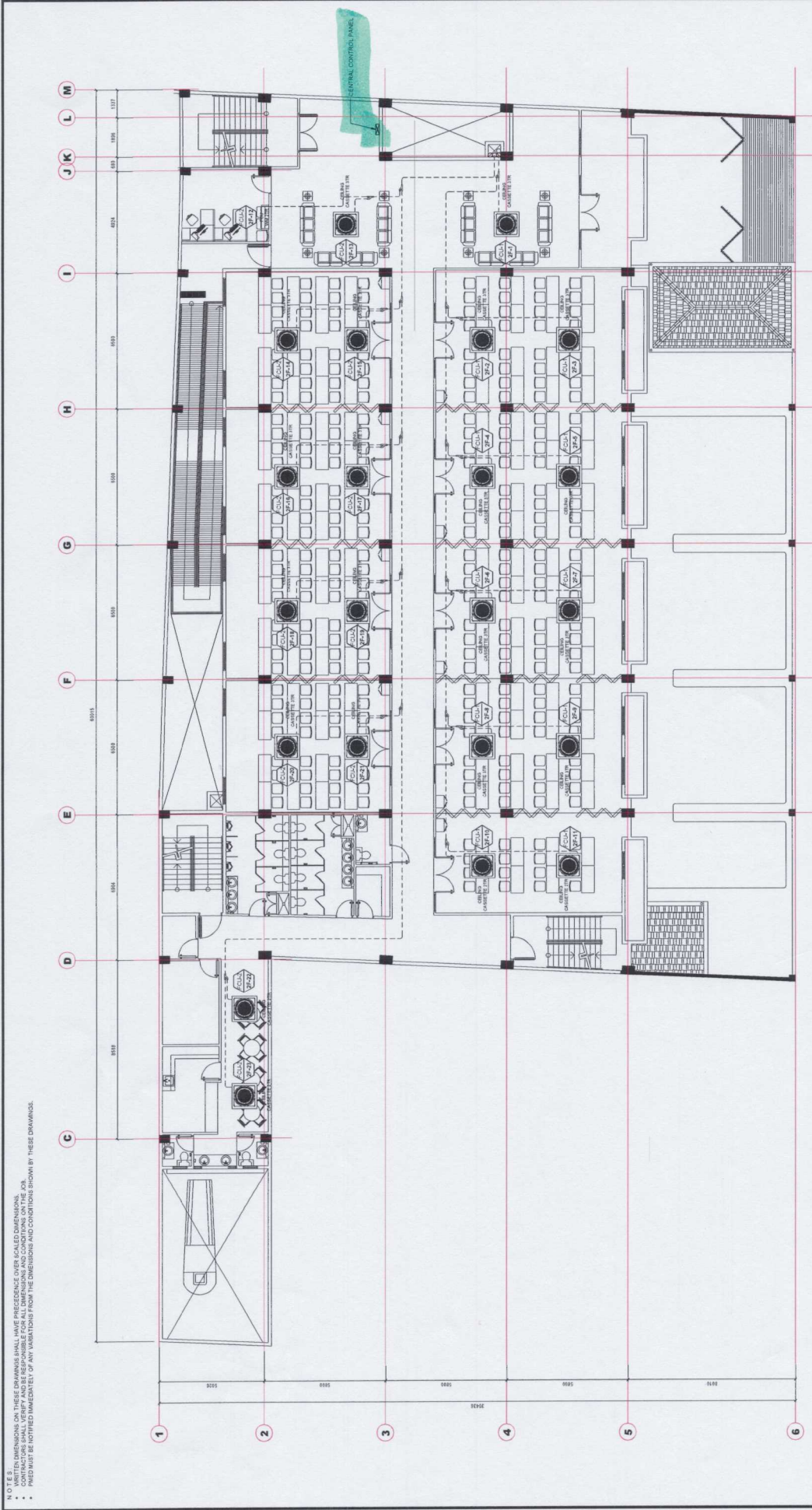
REVISE ANNEX E-2

NOTES: 1. CONTRACTOR SHALL VERIFY ALL DIMENSIONS AND CONDITIONS BEFORE STARTING WORK.
 2. CONTRACTOR SHALL VERIFY AND BE RESPONSIBLE FOR ALL DIMENSIONS AND CONDITIONS ON THE JOB.
 3. DIMENSIONS SHALL BE IN METERS UNLESS OTHERWISE SPECIFIED.
 4. PWD MUST BE NOTIFIED IMMEDIATELY OF ANY VARIATIONS FROM THE DIMENSIONS AND CONDITIONS SHOWN BY THESE DRAWINGS.



AT THIRD FLOOR
1 ACCU LAYOUT
 1/4" = 1'-0" / SCALE
 METERS

LAND BANK OF THE PHILIPPINES PROJECT MANAGEMENT & ENGINEERING DEPT. 159 MAL. DOD. ROAD ST., CORNER DE GUINOTOS ST., MALATE, MANILA	REEL NO.: PTR NO.: ISSUED AT:	PROJECT TITLE: PROPOSED LANDBANK LEADERSHIP AND DEVELOPMENT CENTER LOCATION: CABALDO STREET, INTRAURDOS, MANILA CITY	APPROVED FOR LBP FOR THE OWNER LBP: ENRICO D. S. KANINGO LBP, 2019	SHEET CONTENT: ACCU LAYOUT AT THIRD FLOOR	REVISIONS: <table border="1"> <tr> <td>NO.</td> <td>DESCRIPTION</td> </tr> <tr> <td> </td> <td> </td> </tr> </table>	NO.	DESCRIPTION			DESIGN: DRAWN: RENZ L. DATE: MAY 10, 2019 CHECKED: DATE:	SHEET NO.: M 4
	NO.	DESCRIPTION									



NOTES:
 1. DIMENSIONS ON THESE DRAWINGS SHALL HAVE PRECEDENCE OVER SCALED DIMENSIONS.
 2. CONTRACTORS SHALL VERIFY AND BE RESPONSIBLE FOR ALL DIMENSIONS AND CONDITIONS ON THE JOB.
 3. FIELD MUST BE NOTIFIED IMMEDIATELY OF ANY VARIATIONS FROM THE DIMENSIONS AND CONDITIONS SHOWN BY THESE DRAWINGS.

AT SECOND FLOOR
1 ACCU LAYOUT
 M-3 / SCALE 1:1000
 METERS

LAND BANK OF THE PHILIPPINES PROJECT MANAGEMENT & ENGINEERING DEPT. 1508 M.A. DEL PUAR ST. CORNER DR. QUINTOS ST. MALATE, MANILA	REG. NO. _____ PPR. NO. _____ ISSUED AT _____	PROJECT TITLE: PROPOSED LANDBANK LEADERSHIP AND DEVELOPMENT CENTER LOCATION: CANALDO STREET, INTARAPUL, MANILA CITY	APPROVED FOR LBP FOR THE CONSULTANT: ENRICO D.J. SAMANIEGO REG. NO. _____	SHEET CONTENT: ACCU LAYOUT AT SECOND FLOOR	REVISIONS: _____ _____ _____	DESIGN: _____ DRAWN: RENZ L. _____ DATE: MAY 10, 2018 CHECKED: _____ DATE: _____	SHEET NO. M 3
	ISSUED ON: _____ TIME NO.: _____	_____ _____ _____	_____ _____ _____	_____ _____ _____	_____ _____ _____	_____ _____ _____	_____ _____ _____

REVISED ANNEX E-4

MECHANICAL EQUIPMENT SCHEDULE

FAN COIL UNIT (FCU)

UNIT	QTY.	ACCU CONNECTED	COOLING CAPACITY		BLOWER MOTOR DATA				UNIT DESCRIPTION
			TR/HP	BTU/HR	TYPE OF DRIVE	VOLT	PHASE	H _z	
GF-1	1	SYSTEM 1	2.0 TR	24,000	DIRECT	220	1	60	WALL MOUNTED, FREE BLOW COMPLETE WITH ACCESSORIES
2F-1	1	SYSTEM 1	3.0 TR	36,000	DIRECT	220	1	60	CEILING CASSETTE, FREE BLOW COMPLETE WITH ACCESSORIES
2F-2	1	SYSTEM 1	3.0 TR	36,000	DIRECT	220	1	60	CEILING CASSETTE, FREE BLOW COMPLETE WITH ACCESSORIES
2F-3	1	SYSTEM 1	3.0 TR	36,000	DIRECT	220	1	60	CEILING CASSETTE, FREE BLOW COMPLETE WITH ACCESSORIES
2F-4	1	SYSTEM 1	3.0 TR	36,000	DIRECT	220	1	60	CEILING CASSETTE, FREE BLOW COMPLETE WITH ACCESSORIES
2F-5	1	SYSTEM 1	3.0 TR	36,000	DIRECT	220	1	60	CEILING CASSETTE, FREE BLOW COMPLETE WITH ACCESSORIES
2F-6	1	SYSTEM 1	3.0 TR	36,000	DIRECT	220	1	60	CEILING CASSETTE, FREE BLOW COMPLETE WITH ACCESSORIES
2F-7	1	SYSTEM 1	3.0 TR	36,000	DIRECT	220	1	60	CEILING CASSETTE, FREE BLOW COMPLETE WITH ACCESSORIES
2F-8	1	SYSTEM 1	3.0 TR	36,000	DIRECT	220	1	60	CEILING CASSETTE, FREE BLOW COMPLETE WITH ACCESSORIES
2F-9	1	SYSTEM 1	3.0 TR	36,000	DIRECT	220	1	60	CEILING CASSETTE, FREE BLOW COMPLETE WITH ACCESSORIES
2F-10	1	SYSTEM 1	2.0 TR	24,000	DIRECT	220	1	60	CEILING CASSETTE, FREE BLOW COMPLETE WITH ACCESSORIES
2F-11	1	SYSTEM 1	2.0 TR	24,000	DIRECT	220	1	60	CEILING CASSETTE, FREE BLOW COMPLETE WITH ACCESSORIES
2F-12	1	SYSTEM 2	2.0 TR	24,000	DIRECT	220	1	60	WALL MOUNTED, FREE BLOW COMPLETE WITH ACCESSORIES
2F-13	1	SYSTEM 2	3.0 TR	36,000	DIRECT	220	1	60	CEILING CASSETTE, FREE BLOW COMPLETE WITH ACCESSORIES
2F-14	1	SYSTEM 2	3.0 TR	36,000	DIRECT	220	1	60	CEILING CASSETTE, FREE BLOW COMPLETE WITH ACCESSORIES
2F-15	1	SYSTEM 2	3.0 TR	36,000	DIRECT	220	1	60	CEILING CASSETTE, FREE BLOW COMPLETE WITH ACCESSORIES
2F-16	1	SYSTEM 2	3.0 TR	36,000	DIRECT	220	1	60	CEILING CASSETTE, FREE BLOW COMPLETE WITH ACCESSORIES
2F-17	1	SYSTEM 2	3.0 TR	36,000	DIRECT	220	1	60	CEILING CASSETTE, FREE BLOW COMPLETE WITH ACCESSORIES
2F-18	1	SYSTEM 2	3.0 TR	36,000	DIRECT	220	1	60	CEILING CASSETTE, FREE BLOW COMPLETE WITH ACCESSORIES
2F-19	1	SYSTEM 2	3.0 TR	36,000	DIRECT	220	1	60	CEILING CASSETTE, FREE BLOW COMPLETE WITH ACCESSORIES
2F-20	1	SYSTEM 2	3.0 TR	36,000	DIRECT	220	1	60	CEILING CASSETTE, FREE BLOW COMPLETE WITH ACCESSORIES
2F-21	1	SYSTEM 2	3.0 TR	36,000	DIRECT	220	1	60	CEILING CASSETTE, FREE BLOW COMPLETE WITH ACCESSORIES
2F-22	1	SYSTEM 2	2.0 TR	24,000	DIRECT	220	1	60	CEILING CASSETTE, FREE BLOW COMPLETE WITH ACCESSORIES
2F-23	1	SYSTEM 2	2.0 TR	24,000	DIRECT	220	1	60	CEILING CASSETTE, FREE BLOW COMPLETE WITH ACCESSORIES
3F-1	1	SYSTEM 3	2.0 TR	24,000	DIRECT	220	1	60	WALL MOUNTED, FREE BLOW COMPLETE WITH ACCESSORIES
3F-2	1	SYSTEM 3	2.0 TR	24,000	DIRECT	220	1	60	WALL MOUNTED, FREE BLOW COMPLETE WITH ACCESSORIES
3F-3	1	SYSTEM 3	2.0 TR	24,000	DIRECT	220	1	60	WALL MOUNTED, FREE BLOW COMPLETE WITH ACCESSORIES
3F-4	1	SYSTEM 3	3.0 TR	36,000	DIRECT	220	1	60	CEILING CASSETTE, FREE BLOW COMPLETE WITH ACCESSORIES
3F-5	1	SYSTEM 3	3.0 TR	36,000	DIRECT	220	1	60	CEILING CASSETTE, FREE BLOW COMPLETE WITH ACCESSORIES
3F-6	1	SYSTEM 3	3.0 TR	36,000	DIRECT	220	1	60	CEILING CASSETTE, FREE BLOW COMPLETE WITH ACCESSORIES
3F-7	1	SYSTEM 3	3.0 TR	36,000	DIRECT	220	1	60	CEILING CASSETTE, FREE BLOW COMPLETE WITH ACCESSORIES
3F-8	1	SYSTEM 3	3.0 TR	36,000	DIRECT	220	1	60	CEILING CASSETTE, FREE BLOW COMPLETE WITH ACCESSORIES
3F-9	1	SYSTEM 4	2.0 TR	24,000	DIRECT	220	1	60	WALL MOUNTED, FREE BLOW COMPLETE WITH ACCESSORIES
3F-10	1	SYSTEM 4	2.0 TR	24,000	DIRECT	220	1	60	WALL MOUNTED, FREE BLOW COMPLETE WITH ACCESSORIES
3F-11	1	SYSTEM 4	2.0 TR	24,000	DIRECT	220	1	60	WALL MOUNTED, FREE BLOW COMPLETE WITH ACCESSORIES
3F-12	1	SYSTEM 4	3.0 TR	36,000	DIRECT	220	1	60	CEILING MOUNTED, FREE BLOW COMPLETE WITH ACCESSORIES
3F-13	1	SYSTEM 4	3.0 TR	36,000	DIRECT	220	1	60	CEILING MOUNTED, FREE BLOW COMPLETE WITH ACCESSORIES
3F-14	1	SYSTEM 4	3.0 TR	36,000	DIRECT	220	1	60	CEILING MOUNTED, FREE BLOW COMPLETE WITH ACCESSORIES
3F-15	1	SYSTEM 4	3.0 TR	36,000	DIRECT	220	1	60	CEILING MOUNTED, FREE BLOW COMPLETE WITH ACCESSORIES
RD-1	1	SYSTEM 4	3.0 TR	36,000	DIRECT	220	1	60	CEILING MOUNTED, FREE BLOW COMPLETE WITH ACCESSORIES

AIR COOLED CONDENSING UNIT (ACCU)

UNIT	QTY.	AREA SERVED	COOLING CAPACITY		NO. OF FAN	BLOWER MOTOR DATA				UNIT DESCRIPTION
			TR/HP	BTU/HR		TYPE OF DRIVE	VOLT	PHASE	H _z	
SYSTEM-1	1	AS SHOWN	46.0 HP	396,000	4	DIRECT	220	3	60	FOR OUTDOOR INSTALLATION COMPLETE WITH STANDARD ACCESSORIES
SYSTEM-2	1	AS SHOWN	46.0 HP	396,000	4	DIRECT	220	3	60	FOR OUTDOOR INSTALLATION COMPLETE WITH STANDARD ACCESSORIES
SYSTEM-3	1	AS SHOWN	28.0 TR	252,000	3	DIRECT	220	3	60	FOR OUTDOOR INSTALLATION COMPLETE WITH STANDARD ACCESSORIES
SYSTEM-4	1	AS SHOWN	28.0 TR	252,000	3	DIRECT	220	3	60	FOR OUTDOOR INSTALLATION COMPLETE WITH STANDARD ACCESSORIES

REVISED *Annex E-5*

Query	Remarks/ Recommendation
If possible, we submit only one (1) institution with multiple VRF systems instead of 5?	Bidders can submit multiple VRF Systems for a single institution, however, the Bank requires the ACU contractor to submit at least 5 institutional clients.
Included in the Project Bill of Quantities is one (1) set/s of Centralized Control Panel. Does this mean that you would require a separate control or a centralized system for all VRF units? If yes, we would like to request for substantial technical documents: specifications and plans of the centralized control panel.	The Centralized Control Panel (CCP) must cover the four (4) VRF ACU system of the project, however, separate remote control for each indoor unit are also required. The technical specification of the CCP shall be based on the manufacturer standard of the offered brand (see attached layout for the proposed location of CCP).
The specification found on the Mechanical Equipment Schedule is 3.0 3TR Ceiling Mounted but in the diagram in Annex E-4 it is marked as Ceiling Cassette 3 TR. May we ask for clarification on the item mentioned?	Per TOR and Mechanical Equipment 3.0 TR Ceiling Mounted FCU are required. (see revised layout).
We would like to clarify the following in the centralized panel per your BOQ. 1. Is this for per system or per whole? 2. If it is BMS ready? 3. What is the existing BMS wiring brand and controller.	For the Centralized Control Panel (CCP): 1. CCP is for the whole system (4 VRF system). 2. BMS ready is not required 3. Does not have a BMS.

Checklist of Bidding Documents for Procurement of Goods and Services

The documents for each component should be arranged as per this Checklist. Kindly provide guides or dividers with appropriate labels.

Eligibility and Technical Components (PDF File)

- **The Eligibility and Technical Component shall contain documents sequentially arranged as follows:**
 - **Eligibility Documents – Class “A”**
 - Legal Eligibility Documents
 1. Valid PhilGEPS Registration Certificate (Platinum Membership) (all pages).
 - Technical Eligibility Documents
 2. Duly notarized Secretary's Certificate attesting that the signatory is the duly authorized representative of the prospective bidder, and granted full power and authority to do, execute and perform any and all acts necessary and/or to represent the prospective bidder in the bidding, if the prospective bidder is a corporation, partnership, cooperative, or joint venture or Original Special Power of Attorney of all members of the joint venture giving full power and authority to its officer to sign the OSS and do acts to represent the Bidder. (sample form - Form No. 7).
 3. Statement of the prospective bidder of all its ongoing government and private contracts, including contracts awarded but not yet started, if any, whether similar or not similar in nature and complexity to the contract to be bid, within the last five (5) years from the date of submission and receipt of bids. The statement shall include all information required in the sample form (Form No. 3).
 4. Statement of the prospective bidder identifying its Single Largest Completed Contract (SLCC) similar to the contract to be bid within the relevant period as provided in the Bidding Documents. The statement shall include all information required in the sample form (Form No. 4).
 - Financial Eligibility Documents
 5. The prospective bidder's audited financial statements, showing, among others, the prospective bidder's total and current assets and liabilities, stamped "received" by the BIR or its duly accredited and authorized institutions, for the preceding calendar year which should not be earlier than two (2) years from the date of bid submission.
 6. The prospective bidder's computation for its Net Financial Contracting Capacity (NFCC) following the sample form (Form No. 5), or in the case of Procurement of Goods, a committed Line of Credit from a Universal or Commercial Bank in lieu of its NFCC computation.
 - **Eligibility Documents – Class “B”**
 7. Duly signed valid joint venture agreement (JVA), in case the joint venture is already in existence. In the absence of a JVA, duly notarized statements from all the potential joint venture partners stating that they will enter into and abide by the provisions of the JVA in the instance that the bid is successful shall be included in the bid. Failure to enter into a joint venture in the event of a contract award shall be ground for the forfeiture of the bid security. Each partner of the joint venture shall submit its legal eligibility documents. The submission of technical and financial eligibility documents by any of the joint venture partners constitutes compliance,

provided, that the partner responsible to submit the NFCC shall likewise submit the statement of all its ongoing contracts and Audited Financial Statements.

8. For foreign bidders claiming by reason of their country's extension of reciprocal rights to Filipinos, Certification from the relevant government office of their country stating that Filipinos are allowed to participate in government procurement activities for the same item or product.
9. Certification from the DTI if the Bidder claims preference as a Domestic Bidder or Domestic Entity.

○ **Technical Documents**

10. Bid Security (if in the form of a Surety Bond, submit also a certification issued by the Insurance Commission).
11. Section VI – Schedule of Requirements with signature of bidder's authorized representative.
- 12. Revised Section VII – Specifications with response on compliance and signature of bidder's authorized representative.**
13. Duly notarized Omnibus Sworn Statement (OSS) (sample form - Form No.6).

Note: During the opening of the first bid envelope (Eligibility and Technical Component) only the above mentioned documents will be checked by the BAC if they are all present using a non-discretionary "pass/fail" criterion to determine each bidder's compliance with the documents required to be submitted for eligibility and the technical requirements.

○ **Other Documents to Support Compliance with Technical Specifications [must be submitted inside the first bid envelope (Eligibility and Technical Component)]**

14. Purchase Orders, contracts or other related documents to prove that the offered brand of Air-conditioning Unit has been in the Philippine market for at least five (5) years prior to the deadline of submission of bid.
15. List of at least five (5) different institutional clients in the Philippines with addresses, contact persons and contact details including Certificates of Completion/ Acceptance.
16. List of at least three (3) highly-trained technicians (regular employees) with their respective Curricula Vitae, Certificate of Employment and National Certificate II (NC II) for Refrigeration and Air-conditioning Servicing issued by Technical Education and Skills Development Authority (TESDA).
17. List of at least two (2) Service Centers within the province of the project site.
18. Manufacturer's authorization or back-to-back certification as an authorized seller/distributor of the product being offered and/or other supporting documents to satisfy the said requirement.
19. Brochure or other official documents coming from the manufacturer indicating the specifications of the product being offered.
20. Print-out of the manufacturer's homepage website showing the URL (web address).

21. Certification from the following, whichever is available:

- Bureau of Product Standards (PS)
- Underwriters Laboratories (UL)
- Conformance European (CE)
- ISO 9001 Certification

○ **Post-Qualification Documents – [The bidder may submit the following documents within five (5) calendar days after receipt of Notice of Post-Qualification]:**

22. Business Tax Returns per Revenue Regulations 3-2005 (BIR No.2550 Q) VAT or Percentage Tax Returns for the last two (2) quarters filed manually or through EFPS.
23. Latest Income Tax Return filed manually or through EFPS.
24. Original copy of Bid Security (if in the form of a Surety Bond, submit also a certification issued by the Insurance Commission).
25. Original copy of duly notarized Omnibus Sworn Statement (OSS) (sample form - Form No.6).
26. Duly notarized Secretary's Certificate designating the authorized signatory in the Contract Agreement if the same is other than the bidder's authorized signatory in the bidding. (sample form - Form No. 7).

Financial Component (PDF File)

• ***The Financial Component shall contain documents sequentially arranged as follows:***

1. Duly filled out Bid Form signed by the Bidder's authorized representative (sample form - Form No.1).
2. Duly filled out Schedule of Prices signed by the Bidder's authorized representative (sample form - Form No.2).
3. Duly filled out Bill of Quantities signed by the Bidder's authorized representative (Annexes F-1 and F-2).

Note: The forms attached to the Bidding Documents may be reproduced or reformatted provided the information required in the original forms and other requirements like signatures, if applicable, are complied with in the submittal.